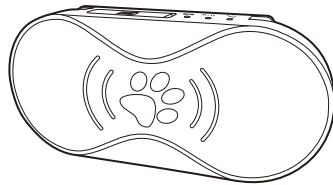


# PT-690 Pet Tracker



China Aerospace Telecommunications  
(ShenZhen) Limited

## Scan the Code to download APP

(1) Scan following code to download APP directly

China



Hong Kong



Other Regions



(2) Scan following code to find Public WeChat :  
Lit guardian

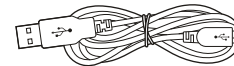


## Bundle Tracker

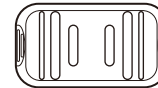
- (1) Open APP : Lit guardian
- (2) Register new account or log in exist account
- (3) Scan the code on the back of product
- (4) Wait for a while, system will bundle the tracker automatically

## Accessories

(1) Micro USB cable

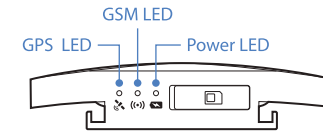


(2) Plastic clip



## Tracker Instruction

(1) LED Instruction

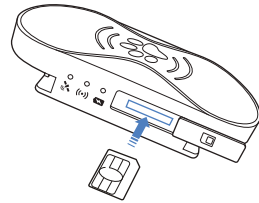


(2) LED Status Instruction

Name	Color	Description
Power LED	Red	Off : No power or working On : Charging Sharp blinking (1S on , 1S off) : Charge finished Slow blinking (1S on, 7S off) : Low power
GSM LED	Blue	Off : No power On : No SIM card or no GSM signal Slow blinking (1S on, 7S off) : Working with signal Sharp blinking(1S on , 1S off) : Receiving and sending data
GPS LED	Green	Off : No power Blinking : Positioning On : Searching the signal
Start		Three LED turn on for 2 seconds, and then work

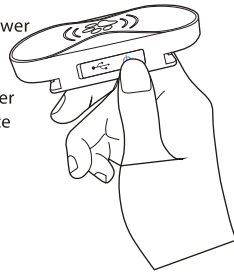
(3) SIM Card Installation

- Uncover the rubber plug of the SIM card
- Insert the SIM card
- Cover the rubber plug of the SIM card
- Support the Micro SIM card except CDMA



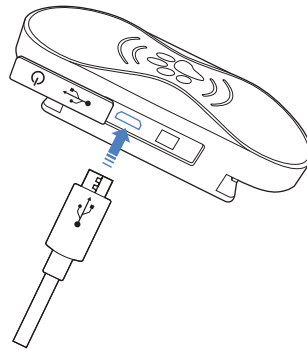
(4) Power Key

- Press the power key more than 2S to start or power off the device



(5) Charging

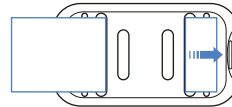
- Connect the adapter
- Red LED on, Charging
- Red LED blinking, Power full



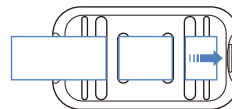
(6) The Way To Attach

- Cross the collar from the plastic clip

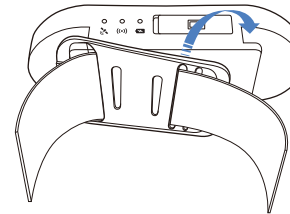
The way of thick collar wearing



The way of thin collar wearing



- Fix the plastic clip on the back of device



**Attention**

- (1) Keep the product away from the fire and high temperature surroundings
- (2) The function of location will not work when the power cut-off or out of the service area

**FQA**

Q : Why cannot turn on the device?

A : The power may use out during transportation, please charge it before turn it on.

Q : Why bundle device failed?

A : Bundling device need high quality network, please keep the device in the good network environment.

Q : Why cannot locate successfully?

A : The device should attach on the back of the pet and the front up. Also at the hollowness place, then the device can locate correctly. Please check the attached position and the surroundings where the pet in.

Q : Why not provide adapter?

A : Iphone's adapter and other cell phone adapters are compatible with the device, and adapter was removed with considering the environmental protection.